

Heavy Duty Shelf Trucks



300kg
evenly
distributed

7 day
delivery

LOWER
PRICES



Heavy Duty Veneer Finish



Heavy Duty Braked Castors



SOME
ASSEMBLY
REQUIRED



DT809Y

DT809Y with
2 x DTS08S

Base / Shelf Size mm	Overall Size L x W x H mm	Weight kg	Model	Price
960 x 660	1035 x 705 x 1750	52.5	DT809Y	£535.20
1160 x 760	1235 x 805 x 1750	57	DT810Y	£577.60
Optional Shelves (must be ordered with the Heavy Duty Shelf Trucks)				
Shelf to Suit DT809Y - 960 x 660		12	DTS08S	£54.95
Shelf to Suit DT810Y - 1160 x 760		13.5	DTS10S	£54.95

- » Ideal for use in factories, warehouses etc.
- » Standard unit comes with 1 x shelf but the unit can hold 2 further shelves (available as extras)
- » Load capacity per shelf: 30kg
- » Heavy duty veneer removable shelves
- » Mobile on 2 fixed & 2 swivel braked castors - 200 x 50mm rubber

**Heavy Duty Distribution Trucks
with Steel Shelves**



**LOWER
PRICES**

i Information

**AVAILABLE
WITH OR
WITHOUT DOORS**

**FROM ONLY
£524.85**



DT403Y

DT701Y & 2 x DTS07S

- » Available with or without lockable doors
- » 2 fixed & 2 swivel braked 200mm rubber castors
- » DT403Y & DT401Y: comes with the base and the unit can hold an additional 2 shelves (available as extras) which can be placed at 690 & 1090mm heights
- » DT703Y & DT701Y: comes with the base and the unit can hold an additional 3 shelves (available as extras) which can be placed at 630, 1050 & 1440mm heights
- » Load capacity per shelf: 50kg

Description	Base / Shelf Size mm	Overall Size L x W x H mm	Weight kg	Model	Price
Heavy Duty Distribution Trucks - 1490mm high					
Without Doors	860 x 620	900 x 650 x 1490	54	DT403Y	£524.85
With Lockable Doors	860 x 620	900 x 650 x 1490	68	DT401Y	£573.05
Large Heavy Duty Distribution Trucks - 1790mm high					
Without Doors	1150 x 750	1270 x 750 x 1790	68	DT703Y	£572.15
With Lockable Doors	1150 x 750	1270 x 750 x 1790	87	DT701Y	£622.70
Optional Shelves (must be ordered with the Heavy Duty Distribution Truck)					
Optional Shelf to Suit the DT403Y or DT401Y - Shelf Size: 860W x 620Dmm				DTS04S	£75.00
Optional Shelf to Suit the DT703Y or DT701Y - Shelf Size: 1150W x 750Dmm				DTS07S	£78.15

Distribution Trucks & Roll Containers

Heavy Duty Distribution Trucks



DT603Y & 2 x DTS06S



DT603Y



DT601Y & 2 x DTS06S

Heavy Duty Distribution Trucks - 1490mm high



DT903Y & 3 x DTS09S



DT903Y



DT901Y

Large Heavy Duty Distribution Trucks - 1790mm high

Heavy Duty Distribution Trucks



Information

**NOW AVAILABLE
WITH OR
WITHOUT DOORS &
1490H OR 1790H**

**FROM ONLY
£532.25**



- » Available with or without lockable doors
- » 2 fixed & 2 swivel braked 200mm rubber castors
- » DT603Y & DT601Y: comes with the base and the unit can hold an additional 2 shelves (available as extras) which can be placed at 690 & 1090mm heights
- » DT903Y & DT901Y: comes with the base and the unit can hold an additional 3 shelves (available as extras) which can be placed at 630, 1050 & 1440mm heights
- » Load capacity per shelf: 30kg

**LOWER
PRICES**

Description	Base / Shelf Size mm	Overall Size L x W x H mm	Weight kg	Model	Price
Heavy Duty Distribution Trucks - 1490mm high					
Without Doors	860 x 620	900 x 650 x 1490	54	DT603Y	£532.25
With Lockable Doors	860 x 620	900 x 650 x 1490	68	DT601Y	£569.95
Large Heavy Duty Distribution Trucks - 1790mm high					
Without Doors	1150 x 750	1270 x 750 x 1790	68	DT903Y	£566.75
With Lockable Doors	1150 x 750	1270 x 750 x 1790	87	DT901Y	£611.00
Optional Shelves (must be ordered with the Heavy Duty Distribution Truck)					
Optional Shelf to Suit the DT603Y or DT601Y - Shelf Size: 860 x 620				DTS06S	£54.95
Optional Shelf to Suit the DT903Y or DT901Y - Shelf Size: 1150 x 750				DTS09S	£54.95

Distribution Trucks & Roll Containers

Fort® Sturdy Trucks



FJ726H



FJ780H



FJ707H



FJ701H

- » Mobile on 2 fixed & 2 swivel 200mm rubber castors
- » These platform trucks are manufactured from tubular steel with a plywood platform set within a steel angle frame
- » Model FJ780H has 3 removable rails with 7 different positions. Rail heights (from platform) - 320, 630 & 930mm
- » Model FJ726H has the addition of 3 shelves (340mm apart), which will take 40kg each, & also has 2 braked castors

Description	Platform Size L x W mm	Platform Height mm	Overall Height mm	Weight kg	Model	Price
Single Bar End	1200 x 700	310	1000	32	FJ701H	£705.20
Double Bar Ends	1200 x 700	310	1000	34	FJ702H	£861.75
Single Plywood End	1200 x 700	310	1000	33	FJ811H	£866.25
Double Plywood Ends	1200 x 700	310	1000	35	FJ812H	£1046.60
Tubular Sided	1200 x 700	310	1000	35	FJ707H	£888.85
Base with 3 Dividing Rails	1200 x 700	310	1240	30	FJ780H	£889.50
Shelf Truck, Base with 3 Shelves	1200 x 700	310	1800	69	FJ726H	£1363.50

Heavy Duty Roll Containers

- » Demountable units with stackable bases
- » Constructed from tubular box section
- » Mobile on 2 fixed & 2 swivel 100mm nylon castors



Description	Overall Size L x W x H mm	Internal Size L x W x H mm	Weight kg	Model	Price
Base & 2 Ends	1100 x 848 x 1690	1000 x 800 x 1500	36	RB9501	£1035.55
	1540 x 848 x 1690	1440 x 800 x 1500	46	RB9502	£1175.45
	2100 x 848 x 1690	2000 x 800 x 1500	60	RB9503	£1336.90
Optional Extras (factory fitted)					
Full Side	990 x 25 x 1500	To Suit RB9501	9	RC9501	£183.45
	1430 x 25 x 1500	To Suit RB9502	12	RC9502	£232.00
	1990 x 25 x 1500	To Suit RB9503	17	RC9503	£291.50
Half Drop Side	990 x 25 x 1500	To Suit RB9501	10	RH9501	£218.70
	1430 x 25 x 1500	To Suit RB9502	14	RH9502	£281.90
	1990 x 25 x 1500	To Suit RB9503	20	RH9503	£336.60
Rod Infil Shelf	980 x 730 x 25	To Suit RB9501	5	RS9501	£115.10
	1420 x 730 x 25	To Suit RB9502	7	RS9502	£157.90
	1980 x 730 x 25	To Suit RB9503	10	RS9503	£226.05



RB9502 shown with RC9502, RH9502 & RS9502

RB9502 shown with RC9502



DT1020Y



Shelves adjustable in 75mm increments



Lock Mechanism

DT1020Y Lock



DT1010Y

Heavy Duty Distribution Trucks

- » Manufactured from 50 x 50mm mesh panels with steel frame plywood shelves
- » Complete with 2 shelves which are adjustable in 75mm increments
- » Mobile on 4 cushion swivel 200mm castors
- » Load capacity per shelf: 75 kg
- » DT1020Y is fitted with a locking handle & supplied with keys

Description	Overall Size L x W x H mm	Shelf Size L x W mm	Weight kg	Model	Price
Mesh End Distribution Cage	1205 x 725 x 1770	1100 x 690	60	DT1010Y	£1008.00
Security Distribution Cage	1205 x 770 x 1770	1100 x 690	80	DT1020Y	£1246.95
Extra Plywood Shelf (must be ordered with the Heavy Duty Distribution Truck)		1100 x 690	6	DT7970ES	£107.30

Heavy Duty Storage Vault Cabinets




i Information

**STATIC UNITS
AVAILABLE - PLEASE
SEE PAGE 91**



DC20PZ



DC51PZ

- » Fully welded construction for heavy duty use (handles are bolt-on)
- » Exterior grade plywood shelves with steel surround for edge protection. Shelves are centrally positioned within the unit
- » Mobile on 2 fixed & 2 swivel braked 200mm castors (125mm on DC5's)
- » Complete with hasp & staple lock with padlock facility (padlock not included)
- » Extra shelves are available - call for details
- » 500kg load capacity (300kg on the DC5's)

Overall Size L x W x H mm	Storage Vault Cabinets			Storage Vault Cabinets with 1 Shelf		
	Weight kg	Model	Price	Weight kg	Model	Price
1090 x 730 x 1460	109	DC20PH	£1056.90	125	DC21PH	£1156.70
1090 x 830 x 1260	112	DC40PH	£1057.65	128	DC41PH	£1158.25
1290 x 730 x 1260	112	DC30PH	£1059.00	128	DC31PH	£1160.95
1290 x 830 x 1460	114	DC10PH	£1110.50	130	DC11PH	£1211.40
1310 x 535 x 1060	110	DC50PY	£998.35	126	DC51PY	£1089.45

Heavy Duty Roll Container

- » 3 tubular sides & sheet steel base
- » Rigidity bar when the unit is open
- » Nestable units - ideal where space is limited
- » Mobile on 4 swivel, 2 braked, 150mm rubber castors



RI2003



Rigidity Bar

i Information

**IDEAL WHERE
SPACE IS LIMITED**



**LOWER
PRICE**



RI2003
ready for nesting

Overall Size L x W x H mm	Weight kg	Model	Price
800 x 600 x 1690	42	RI2003	£396.00

Narrow Aisle Distribution Trucks



NA615R



NA604R



COLOUR OPTIONS

- Red
- Green
- Blue

specify when ordering



**FROM ONLY
£1093.30**

NA603R



NA614R

- » Deck/shelf size: 1100L x 600Wmm
- » Manufactured from 25mm tubular steel, with either rod infill, mesh infill or just open ended

- » Overall size: 1180L x 690W x 1850Hmm
- » Mobile on 2 fixed, 2 swivel 150mm rubber tyred castors
- » 4 shelf height options - 590, 890, 1190, 1490mm
- » Load capacity - 75kg per shelf

Description	Number of Ends / Sides	Model without Shelves			Model with Shelves			
		Weight	Model	Price	Shelves	Weight	Model	Price
Open Ended	2	-	-	-	2 x Zinc Plated	52 kg	NA602R	£1343.60
Rod Infill	2	43 kg	NA603R	£1093.30	2 x Zinc Plated	57 kg	NA612R	£1395.85
	3	49 kg	NA604R	£1170.70	2 x Zinc Plated	63 kg	NA613R	£1472.95
	4	55 kg	NA605R	£1247.75	2 x Zinc Plated	69 kg	NA614R	£1550.05
Full Security Mesh Infill	-	66 kg	NA615R	£2228.40	2 x Zinc Plated	80 kg	NA618R	£2595.05
Optional Extras - Factory Fitted								
Bolt in Zinc Plated Rod Shelf						7 kg	NA621S	£181.30
Braked Castors - 2 off fitted to swivel castors						-	NA004Z	£146.55

Distribution Trucks

- » Mobile distribution trucks ideal for many environments
- » Complete with 2 adjustable steel or plywood shelves with a capacity of 100kg UDL per shelf
- » Mobile on 2 fixed & 2 swivel castors



**FROM ONLY
£689.80**

COLOUR OPTIONS

- Green
- Light Grey
- Blue
- Red

specify when ordering



DCOS696



DCDS696

Extra Shelves

Overall Size L x W mm	Steel Shelf		Plywood Shelf	
	Model	Price each	Model	Price each
900 x 600	DCEST	£62.20	DCESPL	£75.40

Distribution Trucks - Open Front

Overall Size L x W x H mm	Steel Shelves		Plywood Shelves	
	Model	Price	Model	Price
900 x 600 x 1355	DCOS396	£689.80	DCOP396	£727.80
900 x 600 x 1655	DCOS696	£729.70	DCOP696	£765.85
900 x 600 x 1955	DCOS996	£762.05	DCOP996	£798.15

Distribution Trucks - With Doors

Overall Size L x W x H mm	Steel Shelves		Plywood Shelves	
	Model	Price	Model	Price
900 x 600 x 1355	DCDS396	£870.40	DCDP396	£906.55
900 x 600 x 1655	DCDS696	£917.95	DCDP696	£954.10
900 x 600 x 1955	DCDS996	£965.50	DCDP996	£1003.50



CMT1010

Compact Merchandising Trolley

- » This trolley has been designed specifically to accommodate four 600 x 400mm containers
- » The sides all have 50mm infill to stop any loose product falling out in use
- » A push/pull handle bar allows for easy manoeuvrability even when loaded
- » Complete with middle shelf
- » Mobile on 2 fixed & 2 swivel braked nylon castors

i **Information**

**IDEAL FOR USE
WITH 600 x 400
CONTAINERS**

NEW

7 day delivery

Overall Size L x W x H mm	Model	Price
1010 x 660 x 1000	CMT1010	£234.85

Multi Tier Trolley

- » This trolley has been designed specifically to accommodate eight 600 x 400mm containers
- » Trolley comes with a bag hanger, scanner basket, storage basket & rubber buffers
- » A push/pull handles allows for easy manoeuvrability even when loaded
- » Mobile on 4 swivel castors



MTT1170
(containers not included)

Large Merchandising Trolley

- » This trolley has been designed specifically to accommodate six 600 x 400mm containers
- » A push/pull handles allows for easy manoeuvrability even when loaded
- » Complete with two middle shelves
- » Mobile on 2 fixed & 2 swivel braked nylon castors



CMT1690

i **Information**

**IDEAL FOR USE
WITH 600 x 400
CONTAINERS**

NEW

7 day delivery

Overall Size L x W x H mm	Model	Price
1010 x 615 x 1170	MTT1170	£335.10

Overall Size L x W x H mm	Model	Price
1010 x 660 x 1690	LMT1690	£298.35

Security Trolleys

- » Wire shelf security enclosure complete with 2 height adjustable shelves - ideal for securely storing items but ensuring goods are easily viewed
- » Deep shelves for extra capacity & stability
- » Mobile on 4 swivel 100mm rubber castors, 2 braked
- » Complete with hasp & staple facility (padlock not included)
- » Load capacity per shelf: 80kg



i Information

**DEEP SHELVES
FOR EXTRA
CAPACITY &
STABILITY**



SW092Y

Description	Overall Size L x W x H mm	Weight kg	Model	Price
Small Unit	910 x 650 x 1750	61	SW091Y	£728.00
Large Unit	1220 x 650 x 1750	73	SW092Y	£767.60

Wire Mesh Trolley

- » Wire shelf trolley complete with 4 height adjustable shelves - ideal for storing items but ensuring goods are easily viewed
- » Mobile on 4 swivel 100mm rubber castors, 2 braked
- » Load capacity per shelf: 80kg



i Information

**4 HIGH QUALITY
CHROME WIRE
BASKET SHELVES**



SW491Y

Overall Size L x W x H mm	Basket Size L x W x H mm	Weight kg	Model	Price
910 x 460 x 1750	910 x 460 x 135	22	SW491Y	£312.05

Large Size Roll Containers

- » Bright zinc plated finish
- » Mobile on 2 fixed & 2 swivel 100mm nylon castors
- » Robust & durable construction
- » Stackable bases



RB8621



RB8623 & 4 x RC8613




Overall Size H x W mm	Internal Length mm	Weight kg	Roll Container (2 Ends)		Optional Half Side (factory fitted)		Optional Full Side (factory fitted)	
			Model	Price	Model	Price	Model	Price
1680 x 800	1000	23	RB8621	£760.60	RC8611	£115.35	-	-
	1500	35	RB8622	£891.85	RC8612	£142.75	-	-
	2000	47	RB8623	£989.40	RC8613	£194.50	-	-
930 x 800	1000	23	RB8624	£664.85	-	-	RC8611	£115.35
	1500	35	RB8625	£795.20	-	-	RC8612	£142.75
	2000	47	RB8626	£891.55	-	-	RC8613	£194.50



RB8624 &
2 x RC8611

'A' Type Nestable Roll Containers

- » Bright zinc electroplated finish
- » Mobile on 2 fixed & 2 swivel 125mm nylon castors with roller bearings
- » RB1725: on this model the front gate opens through 270°
- » Re-inforced wire base



RB1725
(comes with
1 Shelf)

RB1723

Units Nesting

**FROM ONLY
£259.80**



**PRICES
HELD**

External Size L x W x H mm	Internal Height mm	3 Sided		4 Sided		Security (50 x 50mm Mesh)		Shelf to Suit (factory fitted)	
		Model	Price	Model	Price	Model	Price	Model	Price
735 x 830 x 1720	1430	RB1723	£259.80	RB1724	£286.70	RB1725	£346.00	RC7383	£23.20

Demountable Roll Containers

- » Bright zinc electroplated finish with a re-inforced wire base
- » Hygienic - steam clean or pressure wash
- » Detachable rod infill sides for easy storage
- » Mobile on 2 fixed & 2 swivel 100mm nylon castors with roller bearings



RB1693



RB1694



RB1835 &
RC7180



RB1692

i Information

**MANY SIZES &
MODELS AVAILABLE
TO SUIT YOUR
APPLICATION**

**PRICES
HELD**

500kg
evenly
distributed

External Size L x W x H mm	Internal Height	2 Sided & Straps		3 Sided		4 Sided (½ Drop Side)		Security (50 x 50mm Mesh)	
		Model	Price	Model	Price	Model	Price	Model	Price
715 x 800 x 1520	1360mm	RB1522	£195.00	RB1523	£232.90	RB1524	£269.90		
715 x 800 x 1690	1530mm	RB1692	£202.30	RB1693	£240.40	RB1694	£280.60	-	-
715 x 800 x 1815	1630mm	RB1812	£210.40	RB1813	£250.30	RB1814	£293.50	-	-
715 x 800 x 1830	1640mm	-	-	-	-	-	-	RB1835	£441.80
Shelf to Suit Above Roll Containers - 715 x 800mm (factory fitted)								RC7180	£23.20

Distribution Trucks & Roll Containers

Plastic Base Nestable Roll Containers

- » Bright zinc electroplated finish with heavy duty plastic bases
- » PBR2725: on this model the front gate opens through 270°
- » Mobile on 2 fixed & 2 swivel 125mm nylon castors with roller bearings



PBR2723 - ready to be nested

BASE COLOUR OPTIONS

Red
Purple
Blue

specify when ordering



PBR2723



PBR2725
(comes with 1 shelf)



3 x PBR2725
Nested

External Size L x W x H mm	Internal Height mm	3 Sided		Security (50 x 50mm Mesh)		Wire Shelf to Suit (factory fitted)	
		Model	Price	Model	Price	Model	Price
735 x 850 x 1690	1430	PBR2723	£282.80	PBR2725	£369.00	RC7383	£23.20

Nesting Stock Trolleys

- » Ergonomically designed handles for your comfort
- » Nestable trolleys with either mesh or solid base
- » Mobile on 4 swivel 125mm rubber tyred castors

NST20Y

NST30Y

200kg
evenly distributed

FROM ONLY
£346.45

5 YR
GUARANTEE

SOME
ASSEMBLY
REQUIRED

Description	Overall Size L x W x H mm	Platform L x W mm	Weight kg	Model	Price
Mesh Base	1170 x 700 x 980	850 x 540/600	20	NST20Y	£346.45
Solid MDF Base	1170 x 700 x 980	850 x 540/600	22	NST30Y	£512.50

Stock Trolley

- » Folding top shelf to allow you to fit larger goods on the bottom shelf
- » Mobile on 4 swivel 125mm rubber castors
- » Load cap: top shelf 50kg & bottom shelf 150kg



3 x NST10Y Nested



NST10Y



Overall Size L x W x H mm	Shelf Heights mm	Weight kg	Model	Price
905 x 540 x 940	220 / 535	24	NST10Y	£236.20

Folding Top Shelf Stock Trolleys

- » Folding top shelf to allow you to fit larger goods on the bottom shelf
- » Available with mesh platform shelf/basket
- » Mobile on 4 swivel 125mm rubber castors
- » Capacity: top shelf 100kg & bottom shelf 200kg



NST40Y

FROM ONLY
£328.60



NST50Y



NST40Y
Nested



Description	Overall Size L x W x H mm	Weight kg	Model	Price
Folding Flat Top Shelf	870 x 530 x 1010	18	NST40Y	£328.60
Folding Basket Top Shelf	870 x 530 x 1010	21	NST50Y	£375.00

Distribution Trucks & Roll Containers

Narrow Aisle Cash & Carry Trolley

- » Ideal for use where there is restricted turning space
- » Mobile on 4 x 125mm swivel rubber castors & 2 x 200mm centrally positioned fixed rubber wheels
- » 230mm platform height



GP160H

Overall Size L x W x H mm	Weight kg	Model	Price
1220 x 400 x 1209	28	GP160H	£590.75
1525 x 400 x 1209	39	GP162H	£611.95

Stock Trolley

- » Fully welded frame, push/pull handles & steel base
- » Mobile on 2 fixed & 2 swivel 200mm cushion castors
- » Handle height: 1000mm
- » Durable powder coated finish



GP700H

Platform Size L x W mm	Overall Size L x W x H mm	Weight kg	Model	Price
1000 x 700	1200 x 700 x 1245	30	GP700H	£629.80

Cash & Carry Nestable Trolleys

- » Platform size: 1130 x 620mm
- » 100 nestable trolleys can be stored in the space normally occupied by 27 conventional units (37m)
- » Both models with roller bearing wheels
- » Load capacity: GP1633 - 300kg & GP164H - 500kg




2 x GP164H &
1 x GP701A

2 x GP1633 &
1 x GP701A

Overall Size L x W x H mm	Platform Height mm	Wheels mm	Weight kg	Model	Price
Standard					
1230 x 700 x 950	215	2 fixed - 125 2 swivel - 125	23	GP1633	£603.60
Heavy Duty					
1230 x 750 x 975	292	2 fixed - 200 2 swivel - 125	29	GP164H	£706.05
Bottle Basket		500 x 203 mm		GP701A	£61.15

Heavy Duty Dry Wall Board Trolley

- » Mobile on 2 fixed & 2 swivel 200mm heavy duty castors
- » Ideal for a vast range of boards from doors, fences, drywall to large sheet panels
- » The platform incorporates lips either side to help make it easier to put the board on the trolley



Platform Lips



DWT80Y



LOWER PRICE

DWT80Y

Overall Size L x W x H mm	Weight kg	Model	Price
1219 x 584 x 1219	40	DWT80Y	£357.90

D.I.Y. Trolley

- » Fully welded construction
- » Heavy duty units suitable for large sheet or panels & heavy bagged / boxed materials
- » Tubular steel support frame helps prevent larger items sliding off



GS201H



Heavy Duty Board Trolley

- » Mobile on 4 swivel rubber tyred castors
- » Ideal for a vast range of boards from doors, fences, drywall to large sheet panels
- » 300mm deep load space



GS202H



GS203H

Load Capacity	Overall Size L x W x H mm	Wheels mm	Weight kg	Model	Price
250 kg	1370 x 700 x 1010	125	38	GS201H	£830.85

Load Capacity	Overall Size L x W x H mm	Wheels mm	Weight kg	Model	Price
300 kg	1500 x 700 x 1205	125	25	GS202H	£685.50
500 kg	1500 x 700 x 1290	200	28	GS203H	£717.15

Distribution Trucks & Roll Containers

Wire Mesh Truck



GIS73M



- » 40mm mesh with a half drop down front
- » Mobile on 2 fixed & 2 swivel braked 125mm castors
- » Internal size of 840L x 545W x 520Hmm

Overall Size L x W x H mm	Weight kg	Model	Price
1155 x 615 x 905	24	GIS73M	£519.75

Security Trolley - Mesh

- » Lockable lid for full security & half drop front
- » Mobile on 4 x 200mm rubber (2 fixed & 2 swivel braked)
- » 50 x 50mm mesh sides & half hinged lid which provides easy access & visibility of goods



GIS71M



Key Locking Mechanism

Overall Size L x W x H mm	Weight kg	Model	Price
1100 x 700 x 1140	81	GIS71M	£643.25

Wire Mesh Trucks

- » Constructed from 50mm mesh with 18mm exterior grade plywood base
- » The lids are padlockable (*padlock not included*)
- » Mobile on 2 fixed & 2 swivel 125mm castors
- » When the lid is shut the drop down front will not open leaving a completely secure & enclosed unit



GL1243



FROM ONLY
£613.40

1000L x 610W x 970Hmm Units

Description	Weight kg	Model	Price
4 Mesh Sides	25	GL1243	£613.40
4 Mesh Sides with Lid	30	GL1253	£779.05
4 Mesh Sides with ½ Drop Side	28	GL1263	£715.05
4 Mesh Sides with ½ Drop Side & Lid	33	GL1273	£880.90

1300L x 730W x 970Hmm Units

Description	Weight kg	Model	Price
4 Mesh Sides	28	GL1543	£809.05
4 Mesh Sides with Lid	35	GL1553	£986.05
4 Mesh Sides with ½ Drop Side	33	GL1563	£888.35
4 Mesh Sides with ½ Drop Side & Lid	40	GL1573	£1065.25

Security Box Trolleys

- » Heavy duty - *bigger storage space*
- » Handle height: 1000mm
- » Units have a lockable lid for full security, & a half drop front to aid access to the contents
- » Padlock not supplied
- » Mobile on 2 fixed, 2 swivel 200mm rubber tyred castors



BT271M



BT272S

Description	Overall Size W x D x H mm	Useable Body Size W x D x H mm	Weight kg	Model	Price
Steel Box Truck	1320 x 770 x 1140	1150 x 715 x 850	130	BT272S	£1516.45
Mesh Box Truck			85	BT271M	£1301.40

Security Trolley



GIS72S



'anti-close' mechanism which stops the lid from closing whilst the unit is in use



- » Lockable lid for full security
- » Half drop front for easy access
- » Mobile on 4 x 200mm rubber (2 fixed & 2 swivel braked)
- » An 'anti-close' mechanism on the lid which keeps the lid in position whilst in use
- » Strong timber deck at the bottom of the unit

Overall Size L x W x H mm	Weight kg	Model	Price
1100 x 700 x 1140	103	GIS72S	£732.35

Security Distribution Trolley



NA700R

COLOUR OPTIONS
<input checked="" type="checkbox"/> Red
<input type="checkbox"/> Green
<input type="checkbox"/> Blue
<input type="checkbox"/> Yellow
<small>specify when ordering</small>



- » Shelf size: 1120x430mm
- » Handle height: 1000mm
- » Constructed from steel angle with 50 x 50mm mesh sides & centre shelf
- » The trolley has a security latch with padlock facility (*not supplied*)
- » Mobile on 2 fixed, 2 swivel 125mm non-marking quiet running castors



Overall Size L x W x H mm	Shelf Heights mm	Wt kg	Model	Price
1220 x 480 x 1100	180, 635, 1070	60	NA700R	£1682.75
2 Braked Castors - Factory Fitted			GM003Z	£83.30